

Next Generation
Accountability &
Family Survey Results
2021 - 2022



Next Generation Accountability System

Accountability Index: 81.4%

Overall Performance Level: 2

Distinction for: High Growth in Math

Indicator	Index/Rate	Target	Points Earned	Max Points	% Points Earned	State % Points Earned
1a. ELA Performance Index - All Students	74.5	75	49.7	50	99.4	85.6
1b. ELA Performance Index - High Needs Students	65.0	75	43.4	50	86.7	72.3
1c. Math Performance Index - All Students	74.6	75	49.7	50	99.5	78.2
1d. Math Performance Index - High Needs Students	66.6	75	44.4	50	88.9	63.6
1e. Science Performance Index - All Students	83.3	75	50.0	50	100.0	81.9
1f. Science Performance Index - High Needs Students	.	75	.	.	.	63.6
2a. ELA Academic Growth - All Students	64.0%	100%	64.0	100	64.0	60.4
2b. ELA Academic Growth - High Needs Students	62.1%	100%	62.1	100	62.1	56.2
2c. Math Academic Growth - All Students	87.0%	100%	87.0	100	87.0	65.2
2d. Math Academic Growth - High Needs Students	81.9%	100%	81.9	100	81.9	59.1
2e. Progress Toward English Proficiency - Literacy	.	100%	.	.	.	64.9
2f. Progress Toward English Proficiency - Oral	.	100%	.	.	.	57.4
4a. Chronic Absenteeism - All Students	7.7%	<=5%	44.6	50	89.2	25.1
4b. Chronic Absenteeism - High Needs Students	13.1%	<=5%	33.8	50	67.7	0.0
5. Preparation for CCR - Percent Taking Courses	.	75%	.	.	.	100.0
6. Preparation for CCR - Percent Passing Exams	.	75%	.	.	.	55.3
7. On-track to High School Graduation	.	94%	.	.	.	87.9
8. 4-year Graduation: All Students (2021 Cohort)	.	94%	.	.	.	95.3
9. 6-year Graduation: High Needs Students (2019 Cohort)	.	94%	.	.	.	90.6
10. Postsecondary Entrance (Graduating Class 2021)	.	75%	.	.	.	88.2
11. Physical Fitness (estimated participation rate = 96.5%)	60.6%	75%	40.4	50	80.7	61.0
12. Arts Access	.	60%	.	.	.	87.4
Accountability Index	.	.	651.0	800	81.4	69.6

Gap Indicators

Indicator	Non-High Needs Rate	High Needs Rate	Size of Gap	State Gap Mean +1 Stdev	Is Gap an Outlier?
ELA Performance Index Gap	75.0	65.0	10.0	16.6	N
Math Performance Index Gap	75.0	66.6	8.4	18.2	N
Science Performance Index Gap	75.0	.	.	17.4	
Graduation Rate Gap (2019 Cohort)	

If the Non-High Needs Rate exceeds the ultimate target (75 for Performance Index and 94% for Graduation Rate), the ultimate target is used for gap calculations. If the size of the gap exceeds the state mean gap plus one standard deviation, the gap is an outlier.

Assessment Participation Rates

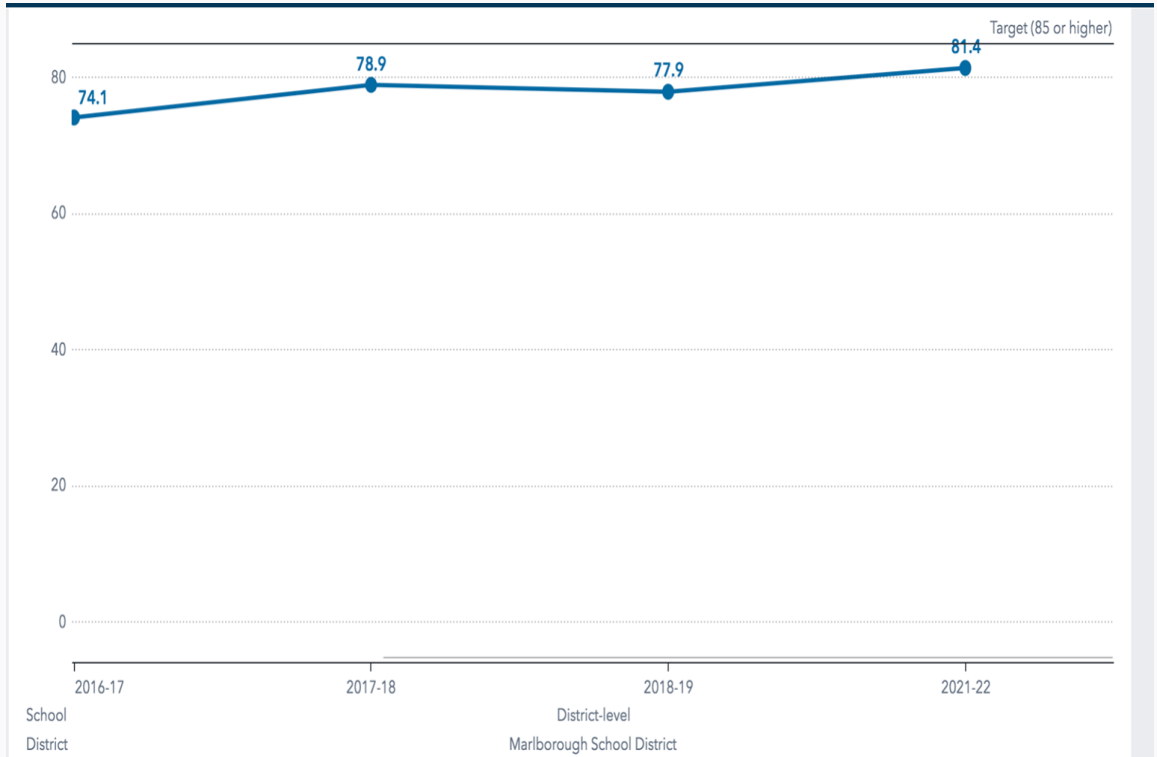
Indicator	Participation Rate (%)
ELA - All Students	98.3
ELA - High Needs Students	96.9
Math - All Students	98.3
Math - High Needs Students	96.9
Science - All Students	100.0
Science - High Needs Students	.

Minimum participation standard is 95%.

MES Accountability Index Starting 2016 - 17

Accountability waived during COVID, therefore no accountability index scores for the years:

- 2019 - 2020
- 2020 - 2021



BIG start to our MES year:

- Report cards revised
- STAR leaves and AIMSWEB arrives
- Heggerty starts
- Foundations continues ... and starts for grade 3
- Piloting reading programs
- CT-SEDS

We are incredibly thankful for the dedication, energy and love staff puts forth every day. We are equally thankful for our adorable children, supportive families and dedicated BOE.

Family Climate Survey Results

November 2022

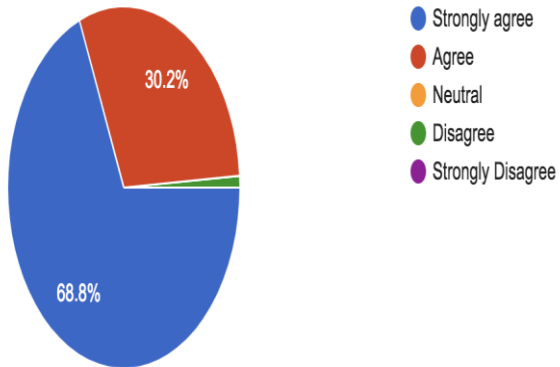
Family survey

- 10 questions
- 96 responses
- Opened weeks surrounding
Parent/Teacher Conferences

SEL Committee worked to craft questions gathering information on social emotional well-being

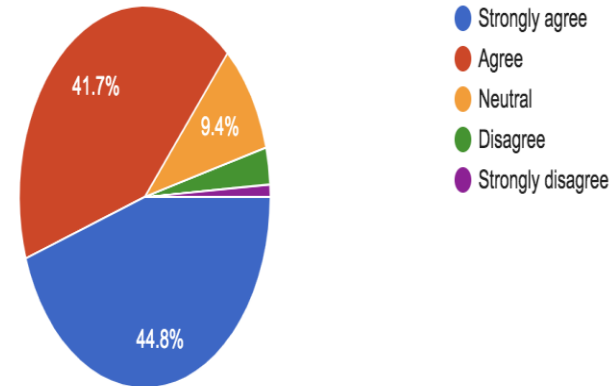
The year has started off positively for my child.

96 responses



There is a person at school that my child feels comfortable talking to.

96 responses



Positive Feedback

We asked families to share their thoughts on what made our school a happy place.

- Impressed with MES
 - Love the special events
 - My children love coming to school
 - Every staff member is caring, approachable and friendly
 - Such a positive school climate focused on kindness
 - Children always treated with kindness and love
 - The little special events mean so incredibly much
- Thursday family letters
 - Love the weekly Thursday letters
 - Text messages with letter are terrific

Suggestions for MES

Thoughts and suggestions are incredibly helpful as we discuss positive next steps.

- More family events
- Homework: too little, too much, just right
- Open House / Curriculum Night
- Enrichment opportunities
- AC in all classrooms
- SRO added to school

Our last question asked for their child's
most memorable experience so far ...

- Book Buddies
- Special Projects
- Chorus / Band
- Cursive Writing
- Stuffed animal day
- Earning PAWs
- Jumping out of a bus
- Parachute in the gym
- Everything PreK
- Open House
- How special my child felt on their birthday

- Learning to read
- Math
- Science information
- Trunk or Treat
- Look forward to seeing their teachers every morning
- Science experiments
- Spraying the fire hose
- Field trip
- Learning big numbers